

life
change



Kitchen Catalogue

how to use

kitchen & Wardrobes

quality living

www.wood-and-glass.com

Are you
a contractor?

order more ...
earn more ...



Be our partner

kitchen & Wardrobes

quality living

www.wood-and-glass.com

life
change




General
informations

General info about our products


Our catalogue contains different pricing groups (categories) of products.

You should know that these categories concern only the material and the color of cabinets' doors. The interior (box) of all cabinets is made for all the categories group by the same high quality MFC boards and it comes in four different colors. All the inside parts of the cabinets (shelves and walls) are made by high quality MFC boards 25 mm thickness.


The available colors for **the inside part** of the cabinets are the 4 below:



White Mat



Beige Mat (Default)



Grey Beige



dark_linen

In these four colors you can order also all of our open walk in closet.

wood & glass

kitchen & Wardrobes

quality living

www.wood-and-glass.com

life change



General informations

General information about our Wardrobes and Kitchen cabinets

General information about MFC: MFC stands for 'melamine faced chipboard' and the vast majority of office furniture, home kitchen and wardrobes cabinets are made and manufactured by this material.

We use high quality MFC boards with 18 mm for the doors of our cabinets and wardrobes doors (except if our catalogue has different indication for a specific product) and 25 mm (0,98 inch) thickness high quality MFC board for the interior box of the cabinets for more stability and durability in our products.

Toe Kick: For all our Kitchen cabinets standard default Toe Kick has 10 cm (3,94 inch) height and it comes in silver color.

Handles: All our kitchen & wardrobes (cabinets & drawers) include pull rod handles have 19 cm length.



default handle

19cm



wood & glass

kitchen & Wardrobes

quality living

www.wood-and-glass.com

life
change



General
informations

Group 1

Door from MFC + Box

Box Material: MFC
Door Material: MFC
Box Thickness: 25mm
Door Thickness: 18mm
Colors: see our catalogue

Group 2

Door from MFC high gloss

Door Material: MFC high gloss (box)
Material: MFC (box)
Box Thickness: 25mm
Door Thickness: 22mm
Colors: see our catalogue

Group 5

Door with satin lacquer finish

Box Material: MFC (box)
Door Material: MDF
Box Thickness: 25mm
Door Thickness: 22mm
Colors: see our catalogue

Group 6

Door with high gloss lacquer finish

Box Material: MFC (box)
Door Material: MDF
Box Thickness: 25mm
Door Thickness: 22mm
Colors: see our catalogue

Group 7

Door from painted glass

Box Material: MFC (box)
Door Material: Painted Glass + MFC (16mm)
Box Thickness: 25mm
Door Thickness: 18mm
Colors: see our catalogue

Group 9

Door from Digital print

Box Material: MFC (box)
Door Material: Glass
Box Thickness: 25mm
Door Thickness: 18mm
Colors: see our catalogue

wood & glass

kitchen & Wardrobes

quality living

www.wood-and-glass.com

life
change



General
informations

Make your own unique kitchen or wardrobe. We can create your kitchen or your wardrobe cabinet's doors from your favorite photo. Or we can create your shop cabinets with your logo or your products

without any additional cost for the design of the digital layout.

Just send us your HD photos of your product in order to print it for you accordingly to your needs. With no additional cost we can buy for you the picture of your choice from deposit photos of shutter stock and also without additional cost our design department can create a digital picture just for you.



shutterstock

For example a photo of you or your beloved or your family or your children in your favorite place.

We are creative and we can do magic with any digital photo.

For your convenience, at the end of this catalogue you can find a photo album with photos that you can choose for your cabinets.

Group 10

Door from simple mirror

Box Material: MFC (box)

Door Material: Mirror + MFC (16mm)

Box Thickness: 25mm

Door Thickness: 18mm

Colors: see our catalogue

Group 11

Door with tinted or bronze mirror

Box Material: MFC (box)

Door Material: Tinted or bronze Mirror + MFC (16mm)

Box Thickness: 25mm

Door Thickness: 18mm

Colors: see our catalogue

wood & glass

kitchen & Wardrobes

quality living

www.wood-and-glass.com

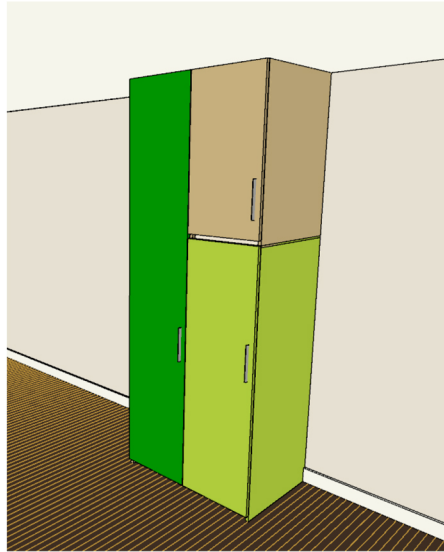
life
change



Kitchen
Catalogue tips

4 important tip

To create a custom design tall unit of your dreams you can add different pieces from base cabinets or wall cabinets side by side or one above the other. This procedure has no limitation except that every piece must have the dimensions from the available heights and widths.



Example

This tall unit designed by three different pieces.

6 important tip

It is also important to know that the default color of the interior of a kitchen is **Beige Mat**.

wood & glass

kitchen & Wardrobes

quality living

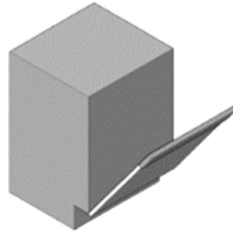
www.wood-and-glass.com

life
change



Kitchen
Catalogue tips

You must also know this - Important information



Order simply one door

1 important tip

Appliances (built-in dishwasher)

If you have in your kitchen a built-in dishwasher or build-in washing machine the only thing you must order is a fixed door for your appliance and not a whole cabinet. Please keep in mind that when you measure the dimensions for your appliance either for a washing machine or a dishwasher and the final length measurement of your worktop (countertop) please count 0.5 cm more space for easy insertion of your machine and normal uninterrupted operation due to the vibrations of the appliance (for example 45,5 cm for 45 width dishwasher or 60,5cm for 60 width dishwasher).

2 important tip

Appliances

Most of our cabinets are designed according to the common EU appliances. If some of your appliances do not match with them choose the closest one to the one you use and add any extra cost for width or height.

3 important tip

All our prices do not include 20% VAT – If you run a business you may be exempt from VAT (Please contact us). For more information about VAT please visit https://europa.eu/youreurope/business/vat-customs/cross-border/index_en.htm#

wood & glass

kitchen & Wardrobes

quality living

www.wood-and-glass.com

How to use this catalogue

By using this catalogue you can make any combination and you can easily create and design the kitchen of your dreams by yourself like an expert!

Of course we are here to help you to design the wardrobe of your dreams by sending us just the top view of your room and of course your room height.

Kitchen (basics)

How to use this catalogue

As you can see for each product there is a table with its characteristics.

Product Height in cm and depth in cm

Product category

Product prices
Available currencies – (Pounds and Euro)

Indicative picture of the product

Product code

Product category: Βάσεως εστίας - Hob Base Unit

Product Height and Depth: H72 / 75,5cm D58cm

net	Περιγραφή Description	Πλάτος Width cm	Τιμή / Price £							
			1	2	3	4	5	6	7	8
 10.12.10.02E G	Ερμάριο βάσεως H72 για εστίες με 2 πόρτες και 1 εσωτερικό ράφι Base unit H72 for hob with 2 doors and 1 internal shelf	70	137	167	224	201	199	221	244	239
		80	148	181	247	220	218	243	267	261
		90	158	195	269	238	238	266	289	282
		100	168	209	291	257	257	289	312	304
		110	179	222	313	275	276	311	334	327
		120	189	236	335	294	296	334	357	348
 10.22.42.01E G	Ερμάριο βάσεως H72 για εστίες με 4 συρτάρια H18 με φρένα Base unit H72 for hob with 4 drawers H18 soft close	60	410	440	489	471	461	480	520	520
		70	424	459	517	496	484	506	552	550
	Βάσεως ανάρτησης για νεροχύτη H36 με 1 βαγονέτο	70	424	459	517	496	484	506	552	550
		80	439	478	544	520	508	533	583	577

In the right top corner of each page you will find the height and the depth of each cabinet or unit.

In the first column of the table you can choose the width of each cabinet and then the group with the price in relation to the width and the category of a cabinet.

life
change



Kitchen
Catalogue tips

13 important tip



Gola profiles tips

For every Gola profile you need to add 2 end cups.

For the upper part of the cabinet if all your cabinets are in a row you will need only 2 end cups.

If your cabinets are not in a row (continuous) you will need 2 for every row.

For the continuous base cabinets you will need two end cups one in the beginning and one in the end of each worktop.

Type A is for all the categories of the cabinets except 5 and 6 (lacquer) in which you have to choose Type B Gola profile.

14 important tip

Light under your wall cabinets

Adding led light under your wall cabinets.

Our cabinets are bottom flat so it is not easy to add and hide a led tape light underneath them, but you can order one from us and the **cost is 70€ / 60 GBP**. This price is **per cabinet** and includes led tape, the cabinet's construction and all the needed power adaptors (power supply) to transform 12 volt (from your led tape) to 220 volt or to 110 volt if you like (please requested in your order). The number of the needed adaptors depends on your kitchen design, normally we add one for each wall and we choose the right one for the required electric load according to your order.

wood & glass

kitchen & Wardrobes

quality living

www.wood-and-glass.com

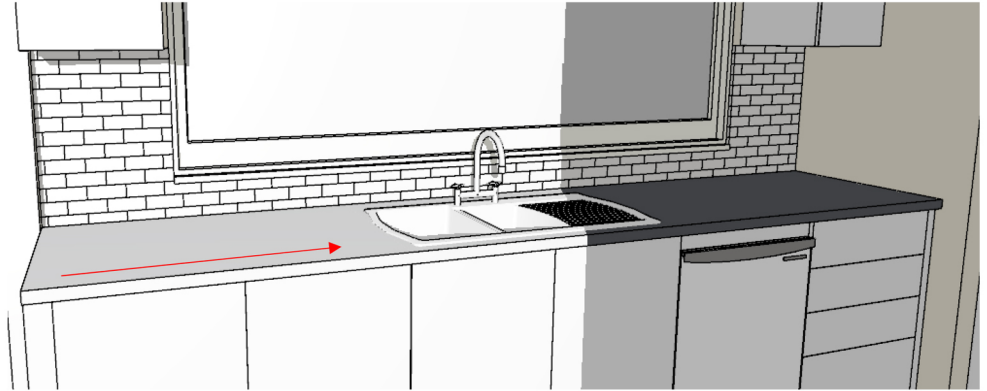
life
change



Kitchen
Catalogue tips

9 important tip

Worktop tips



The prices concern only the current length / per current (length) meter (lm) of every worktop.

10 important tip

Side plinths (toe kick plate) tips

The D. (depth) concerns how deep your chosen worktop is and the prices apply to the worktops prices per current (length) meter (lm) of the profile.

11 important tip

Wherever there is a corner in the plinth you must add the 90 ° plinth connection if it is not included in the pack of your preference.

12 important tip

Peninsular's (table) unit tips

Peninsular's (table) unit support comes only in inox page 183. If you prefer wooden support please contact us in order to send you the possible options for custom order. Of course you can also order a panel in the same color as your door.

wood & glass

kitchen & Wardrobes

quality living

www.wood-and-glass.com

life change



Kitchen Catalogue tips

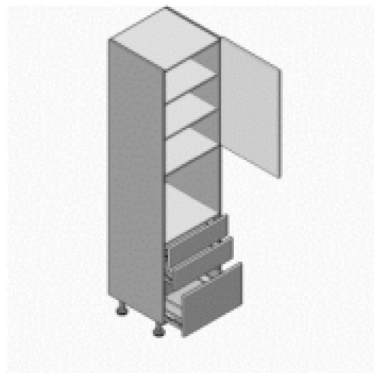
7 important tip



What if I can find the cabinet in the height that suits me best

What can I do if I find a cabinet that suits me best but I find it in different height. For example in case you do not find a cabinet of your preference in H96 but you find it in category H72 you can simply choose this one and add 35% extra cost of the price for the transformation and the height extension to 96cm height.

8 important tip



Tall unit's tips

You can order almost every tall unit in both 35D/58D for example the prices for tall unit's H228cm are the same for 35D and 58D.

Page 141.

kitchen & Wardrobes

quality living

www.wood-and-glass.com

wood & glass