

life
change



General Informations

wood & glass

kitchen & Wardrobes

quality living

www.wood-and-glass.com

life
change




General
informations

General info about our products


Our catalogue contains different pricing groups (categories) of products.

You should know that these categories concern only the material and the color of cabinets' doors. The interior (box) of all cabinets is made for all the categories group by the same high quality MFC boards and it comes in four different colors. All the inside parts of the cabinets (shelves and walls) are made by high quality MFC boards 25 mm thickness.


The available colors for the inside part of the cabinets are the 4 below:



White Mat



Beige Mat (Default)



Grey Beige



dark_linen

In these four colors you can order also all of our open walk in closet.

wood & glass

kitchen & Wardrobes

quality living

www.wood-and-glass.com

life
change



General
informations

General information about our Wardrobes and Kitchen cabinets

General information about MFC: MFC stands for 'melamine faced chipboard' and the vast majority of office furniture, home kitchen and wardrobes cabinets are made and manufactured by this material.

We use high quality MFC boards with 18 mm for the doors of our cabinets and wardrobes doors (except if our catalogue has different indication for a specific product) and 25 mm (0,98 inch) thickness high quality MFC board for the interior box of the cabinets for more stability and durability in our products.

Toe Kick: For all our Kitchen cabinets standard default Toe Kick has 10 cm (3,94 inch) height and it comes in silver color.

Handles: All our kitchen & wardrobes (cabinets & drawers) include pull rod handles have 19 cm length.



wood & glass

kitchen & Wardrobes

quality living

www.wood-and-glass.com

life
change



General
informations

Group 1

Door from MFC + Box

Box Material: MFC
Door Material: MFC
Box Thickness: 25mm
Door Thickness: 18mm
Colors: see our catalogue

Group 2

Door from MFC high gloss

Door Material: MFC high gloss (box)
Material: MFC (box)
Box Thickness: 25mm
Door Thickness: 22mm
Colors: see our catalogue

Group 5

Door with satin lacquer finish

Box Material: MFC (box)
Door Material: MDF
Box Thickness: 25mm
Door Thickness: 22mm
Colors: see our catalogue

Group 6

Door with high gloss lacquer finish

Box Material: MFC (box)
Door Material: MDF
Box Thickness: 25mm
Door Thickness: 22mm
Colors: see our catalogue

Group 7

Door from painted glass

Box Material: MFC (box)
Door Material: Painted Glass + MFC (16mm)
Box Thickness: 25mm
Door Thickness: 18mm
Colors: see our catalogue

Group 9

Door from Digital print

Box Material: MFC (box)
Door Material: Glass
Box Thickness: 25mm
Door Thickness: 18mm
Colors: see our catalogue

wood & glass

kitchen & Wardrobes

quality living

www.wood-and-glass.com

life change



General informations

Make your own unique kitchen or wardrobe. We can create your kitchen or your wardrobe cabinet's doors from your favorite photo. Or we can create your shop cabinets with your logo or your products

without any additional cost for the design of the digital layout.

Just send us your HD photos of your product in order to print it for you accordingly to your needs. With no additional cost we can buy for you the picture of your choice from deposit photos of shutter stock and also without additional cost our design department can create a digital picture just for you.



shutterstock

For example a photo of you or your beloved or your family or your children in your favorite place.

We are creative and we can do magic with any digital photo.

For your convenience, at the end of this catalogue you can find a photo album with photos that you can choose for your cabinets.

Group 10

Door from simple mirror

Box Material: MFC (box)

Door Material: Mirror + MFC (16mm)

Box Thickness: 25mm

Door Thickness: 18mm

Colors: see our catalogue

Group 11

Door with tinted or bronze mirror

Box Material: MFC (box)

Door Material: Tinted or bronze Mirror + MFC (16mm)

Box Thickness: 25mm

Door Thickness: 18mm

Colors: see our catalogue

wood & glass

kitchen & Wardrobes

quality living

www.wood-and-glass.com

life
change



How to use
our catalogue

How to use this catalogue

By using this catalogue you can make any combination and you can easily create and design the wardrobe of your dreams by yourself like an expert!

Of course we are here to help you to design the wardrobe of your dreams by sending us just the top view of your room and of course your room height.

Wardrobes (basics)

Cabinets include all that you need

Every wardrobe cabinet comes with one shelf, one hanger (pipe), handles and doors (except the Walk in)



wood & glass

kitchen & Wardrobes

quality living

www.wood-and-glass.com

life
change



How to use
our catalogue

Every wardrobe cabinet has **only** 3,2cm distance from the floor and **this is great** because it gives you the **maximum space** and also **better design results**.



wood & glass

kitchen & Wardrobes

quality living

www.wood-and-glass.com

life change



How to use our catalogue

How to use this catalogue

As you can see for each product there is a table with its characteristics.

Code w001

H.cm	Product category	
	Group 1	Group 2
278,4	€ 181	€ 208
259,2	€ 177	€ 204
252,8	€ 175	€ 202
240,0	€ 174	€ 200
227,2	€ 171	€ 198

Cabinet with 1 door

Product prices
Available currencies – (Pounds and Euro)

In the right corner of each page you would find the width of a cabinet (from 30 cm-120 cm),

Net Width 30cm

Group 1	Group 2
€ 187	€ 214

In the first column of the table you can choose the height (minimum-maximum) and then the group with the price in relation to the height of a cabinet.

kitchen & Wardrobes

quality living

www.wood-and-glass.com

wood & glass

life change



How to use our catalogue

H cm	Group 1	Group 2
278,4	181	208
259,2	177	204
252,8	175	202
240,0	174	200
227,2	171	198

You must also know this - Important information

1 important tip

If you want to choose a different height for your cabinet between two default heights, the price for your cabinet is always the same with the price of the next higher height.

Example 1

If you choose for instance a cabinet with one door and its height is **256 cm**, the **price will be the same with the price of the next higher height** which is in this case 259,2 cm : that means 177€ for group 1 and 204€ for group 2.

Example 2

If you choose for instance a cabinet with one door and its height is below the minimum height which is in this case 227,2 cm, the price will be the same as the price of the minimum height: that means 171 € for group 1 and 198€ for group 2.

2 important tip

Cabinet prices include 1 shelf, 1 oval tube and handles.

3 important tip

All our prices do not include 20% VAT – If you run a business you may be exempt from VAT (Please contact us).
For more information about VAT please visit https://europa.eu/youreurope/business/vat-customs/cross-border/index_en.htm#

kitchen & Wardrobes

quality living

www.wood-and-glass.com

wood & glass

life
change



How to use
our catalogue



4 important tip

The wardrobe's side board of each cabinet is sold separately. Each cabinet includes only one side board (**left**) and you will need one more to close the box.

For example:

Example 1

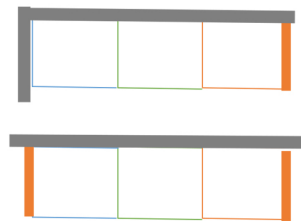
If your cabinet is going to be installed between two walls then the one side board is already included in the price and you will also need to buy one more to cover the other side. In this case the color of the two side boards does not matter to you because they are covered by the walls.

Example 2

If your cabinet is going to be installed in front of the wall you have two options:

1. You will need to order one extra side board(right) in the same color of your wardrobe (comes in 4 colors)
2. You will need to order two extra side boards (left-right) in order to match the same color with the color of your doors.

To better understand how this works please see the pictures below:



Between two cabinets you don't need to add extra side boards, only at the end of the installation.

kitchen & Wardrobes

quality living

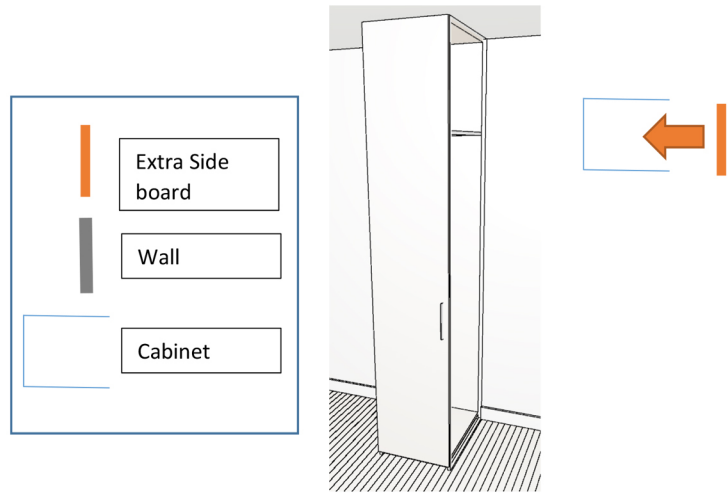
www.wood-and-glass.com

wood & glass

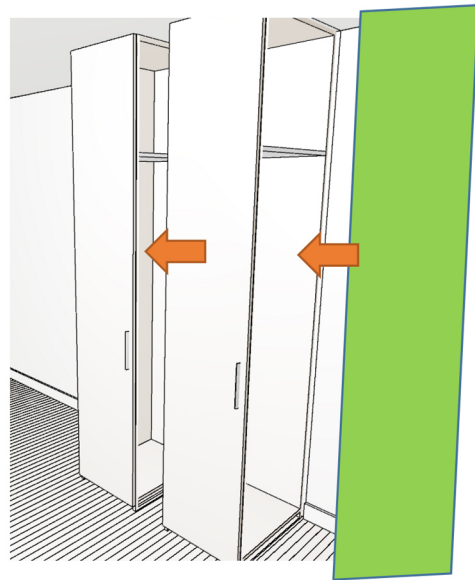
life
change



How to use
our catalogue



This is a by default cabinet - It has the right side open.
In order to close this side you can just add another piece of side board or you can just add another piece and afterwards add a side board.



5 important tip

To create and design the wardrobe of your dreams you can add different pieces side by side or one above the other. This procedure has no limitation except that every piece must have the dimensions from the available heights and widths.

kitchen & Wardrobes

quality living

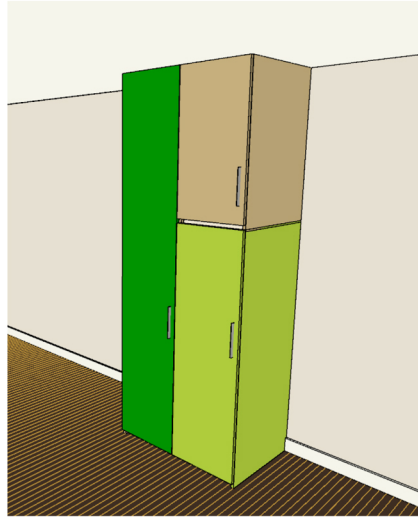
www.wood-and-glass.com

wood & glass

life
change



How to use
our catalogue



Example

This wardrobe is designed by three different pieces.

6 important tip

It is also important to know that the default color of the interior of a wardrobe is **Beige Mat**.

7 important tip

You have to order an extra filler (toe kick/3,2 cm) of your wardrobe only if you wish to match the color of the filler with the color of your doors.

wood & glass

kitchen & Wardrobes

quality living

www.wood-and-glass.com

Find your **Wood & Glass** Partner near you!

We sell international

UK

LP Development and Innovation

London, UK

+ 44 (0) 20 34 111 797

Greece

LP Development

Athens, GREECE

+ 30 210 300 1942

India

Ligero Systems

Ludhiana punjab, INDIA

+ 9198814633416

Sweden

Mr. Karamoutsos

Stockholm, SWEDEN

+ 46737346141

sweden@wood-and-glass.com

Belgium

CMP TECHNICS BVBA

ERPE-MERE, BELGIUM

+ 32(0)470823301

belgium@wood-and-glass.com

